



**KHSAA TITLE IX RE-VISIT
VERIFICATION OF FORMS
2008-2009 SCHOOL YEAR**

KHSAA
Form T50
Rev. 08/08
Page 1 of 2

The

Crittenden County
High School

Marion, KY
City

 , Kentucky

certifies to the KHSAA that the following is an accurate and true representation of the facts surrounding compliance with 20 V.S.C. Sections 1681-1688, it. Seq. (also known as Title IX).

The following persons are to be identified:


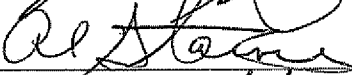
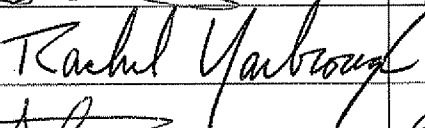


School District Title IX Coordinator:

Name	Al Starnes
Professional Title	Director of Pupil Personnel
Phone Number	(270) 965-3525
Address	West Elm Street

School Title IX Coordinator:

Name	Al Starnes
Professional Title	Director of Pupil Personnel
Phone Number	(270) 965-3525
Address	West Elm Street

The following *signatures* verify the authenticity of the documents included:

	SIGNATURE	DATE
Principal	Todd Merrick, 	9-23-08
School Title IX Coordinator	Al Starnes, 	9/24/08
Superintendent	Dr. Rachel Yarbrough, 	9-25-08
District Title IX Coordinator	Al Starnes, 	9/24/08
School Board Chairperson	Chris Cook, 	9-25-08



**KHSAA TITLE IX RE-VISIT
VERIFICATION OF FORMS
2008-2009 SCHOOL YEAR**

KHSAA
Form T50
Rev. 08/08
Page 2 of 2

School Name: Crittenden County High School

Gender Equity Review Committee Members:

MEMBER NAME	TITLE	SIGNATURE	DATE	(✓)*
Cody Dunham	Student/Athlete	<i>Cody Dunham</i>	9/24/08	✓
Larry Duvall	Educator/Coach	<i>Larry Duvall</i>	9/24/08	✓
Michael Gibson	Educator/Coach	<i>Michael Gibson</i>	9/24/08	✓
Denis Hodge	Educator/Coach	<i>Denis Hodge</i>	23 Sept 08	✓
Shannon Hodge	Educator/Coach	<i>Shannon Hodge</i>	9/25/08	✓
Anna Jimenez	Student/Athlete	<i>Anna Jimenez</i>	9/24/08	✓
Todd Merrick	Principal	<i>Todd Merrick</i>	9-23-08	✓
Al Starnes	DPP/Coach/Title IX Coordinator	<i>Al Starnes</i>	9/24/08	✓
Angela Starnes	Educator/Coach/AD	<i>Angela Starnes</i>	9/24/08	✓
Rob Towery	Educator/Coach	<i>Rob Towery</i>	9/24/08	✓
Blair Winders	Educator/Coach	<i>Blair Winders</i>	9-23-08	✓
Bryce Winders	Educator/Coach/Asst. A.D	<i>Bryce Winders</i>	9-23-08	✓

- - Please check (✓) if Committee member has reviewed this final submission.

**KHSAA TITLE IX RE-VISIT
PARTICIPATION OPPORTUNITIES – SUMMARY CHART
2008-2009 SCHOOL YEAR**



ATHLETIC PARTICIPATION OPPORTUNITIES			
TEST I (Proportionality)		TEST II (History)	TEST III (Interest)
COLUMN 1	COLUMN 2	COLUMN 3	COLUMN 4
PERCENTAGE OF TOTAL ENROLLMENT BY GENDER	PERCENTAGE OF TOTAL PARTICIPATION BY GENDER	PERCENT OF TOTAL PARTICIPATION BY GENDER ADDED IN THE PAST 3 YEARS	BASED ON RESPONSES TO THE 2007-2008 INTERSCHOLASTIC SURVEY, WAS THERE SUFFICIENT INTEREST TO FORM A VIABLE INTERSCHOLASTIC TEAM NOT ALREADY PROVIDED? (Yes/No) IF YES, IDENTIFY THE SPORT(S)
SCHOOL			
Crittenden County			
SCHOOL YEAR:			
	49.1	N/A	Yes, Tennis (33) & Swimming (47)
GIRLS	49.62	N/A	N/A
	49.26	N/A	Yes, Swimming & Diving (32) & Tennis (27)
SCHOOL YEAR:			
	50.9	N/A	Yes, Soccer (18) & Wrestling (34)
BOYS	50.38	N/A	N/A
	50.74	N/A	Yes, Soccer (30) & Wrestling (37)

Principal's Signature *[Signature]*

DIRECTIONS FOR COMPLETING EACH COLUMN ARE ENUMERATED ON PAGES 4 & 5



KHSAA TITLE IX RE-VISIT PARTICIPATION OPPORTUNITIES CHART-DIRECTIONS 2008-2009 SCHOOL YEAR

COLUMN 1 (TEST 1)

For girls for each of the three years included (2005-2006, 2006-2007 and 2007-2008), record the Percentage of Total Enrollment. This number can be copied from previous Forms T-1, Participation Opportunities Test One, in the Annual Reports for 2005-2006, 2006-2007 and 2007-2008. If you previously received any corrected Forms T-1 from KHSAA offices, please use this returned information to complete Form T-70.

For boys for each of the three years included (2005-2006, 2006-2007 and 2007-2008), record the Percentage of Total Enrollment. This number can be copied from previous Forms T-1, Participation Opportunities Test One, in the Annual Reports for 2005-2006, 2006-2007 and 2007-2008. If you previously received any corrected Forms T-1 from KHSAA offices, please use this returned information to complete Form T-70

COLUMN 2 (TEST 2)

For girls for each of the three years included (2005-2006, 2006-2007 and 2007-2008), record the Percentage of Total Participation. This number can be copied from previous Forms T-1, Participation Opportunities Test One, in the Annual Reports for 2005-2006, 2006-2007, and 2007-2008. If you previously received any corrected Forms T-1 from KHSAA offices, please use this returned information to complete Form T-70.

For boys for each of the three years included (2005-2006, 2006-2007 and 2007-2008), record the Percentage of Total Participation. This number can be copied from previous Forms T-1, Participation Opportunities Test One, in the Annual Reports from 2005-2006, 2006-2007, and 2007-2008. If you previously received any corrected Forms T-1 from KHSAA offices, please use this returned information to complete Form T-70.

f:Title IX/RevisitProgram/Re-Visit Form Directions/opportunities chart directions.doc



**KHSAA TITLE IX RE-VISIT
PARTICIPATION OPPORTUNITIES CHART-DIRECTIONS
2008-2009 SCHOOL YEAR**

DIRECTIONS FOR COMPLETING EACH COLUMN ON FORM T-70

**COLUMN 3
(TEST 2)**

For girls for each of the three years included (2005-2006, 2006-2007 and 2007-2008), record the Percent of Total Participation by Sex Added in the Past Three Years. This number can be copied from previous Forms T-2, Participation Opportunities Test Two, in the Annual Reports for 2005-2006, 2006-2007, and 2007-2008. If you previously received any corrected Forms T-2 from KHSAA offices, please use this returned information to complete Form T-70.

For boys for each of the three years included (2005-2006, 2006-2007 and 2007-2008), record the Percent of Total Participation by Sex Added in the Past Three Years. This number can be copied from previous Forms T-2, Participation Opportunities Test Two, in the Annual Reports for 2005-2006, 2006-2007, and 2007-2008. If you previously received any corrected Forms T-2 from KHSAA offices, please use this returned information to complete Form T-70.

**COLUMN 4
(TEST 3)**

For girls for the most recent years included, during which a Student Interest Survey was conducted, (2007-2008), record a "yes" or a "no" to the question: Was There Sufficient Interest to Form a Viable Interscholastic Team Based on Responses to the Interscholastic Survey? If the answer is "yes", then identify the sport or sports in which there was interest. This answer can be copied from previous Forms T-3, Participation Opportunities Test Three in the Annual Reports for 2007-2008.

COLUMN 4 NOTE: N/A for the 2006-2007 school year since no Student Interest Survey was required.

For boys for the most recent years included, during which a Student Interest Survey was conducted, (2007-2008), record a "yes" or a "no" to the question: Was There Sufficient Interest to Form a Viable Interscholastic Team Based on Responses to the Interscholastic Survey? If the answer is "yes", then identify the sport or sports in which there was interest. This answer can be copied from previous Forms T-3, Participation Opportunities Test Three, Question #3, in the Annual Reports for 2005-2006 and 2006-2007.

COLUMN 4 NOTE: N/A for the 2006-2007 school year since no Student Interest Survey was required.

f:Title IX/RevisitProgram/Re-Visit Form Directions/opportunities chart directions.doc

**KHSAA TITLE IX RE-VISIT
BENEFITS – SUMMARY CHART 1
2008-2009 SCHOOL YEAR**



School: Crittenden County

		SCHEDULING			COACHING		SUPPORT SERVICES				
		COLUMN 1 NUMBER OF SCHEDULED REGULAR SEASON VARSITY CONTESTS	COLUMN 2 NUMBER OF HOME "PRIME DATE" CONTESTS (either Friday, Saturday or Sunday)	COLUMN 3 EXPENDITURES FOR ALL COACHES' SALARIES*	COLUMN 4 IS THE HEAD COACH EMPLOYED FULL-TIME ON-CAMPUS? (Y/N)	COLUMN 5 EXPENDITURES FOR EQUIPMENT AND SUPPLIES*	COLUMN 6 EXPENDITURES FOR ANNUAL DUES AND FEES, CLINICS, CAMPS, WORKSHOPS, SEMINARS, COACHES ASSOC., ETC.*	COLUMN 7 EXPENDITURES FOR PROMOTIONS/ RECOGNITION* (PUBLICITY, AWARDS, BANQUETS, ETC.)	COLUMN 8 EXPENDITURES FOR TRAVEL & PER DIEM*		
	2007-2008	2008-2009	2007-2008	2008-2009	2007-2008	2007-2008	2007-2008	2007-2008	2007-2008	2007-2008	
G basketball	22	21	6	6	12,000	Y	0	8,531	946	3,337	
B basketball	22	22	7	8	12,000	Y	3,353	4,315	662	2,043	
G softball	21	*			3,750	Y	512	1,835	1,012	967	
B baseball	23	35			3,750	Y	1,446	5,485	298	8,986	
G cross country											
B cross country											
G golf	16	15			1,250	Y	181	178	80	169	
B golf	16	15			1,250	Y	181	207	80	169	
G soccer	16	15			3,750	Y	597	408	1,024	752	
B soccer											

* - Round off Expenditures to the nearest dollar



School _____

BENEFITS									
SCHEDULING			COACHING			SUPPORT SERVICES			
COLUMN 1 NUMBER OF SCHEDULED REGULAR SEASON VARSITY CONTESTS	COLUMN 2 NUMBER OF HOME "PRIME DATE" CONTESTS (either Friday, Saturday or Sunday)	COLUMN 3 EXPENDITURES FOR ALL COACHES' SALARIES*	COLUMN 4 IS THE HEAD COACH EMPLOYED FULL-TIME ON-CAMPUS? (Y/N)	COLUMN 5 EXPENDITURES FOR EQUIPMENT AND SUPPLIES*	COLUMN 6 EXPENDITURES FOR ANNUAL DUES AND FEES, CLINICS, CAMPS, WORKSHOPS, SEMINARS, COACHES ASSOC., ETC.*	COLUMN 7 EXPENDITURES FOR PROMOTIONS/ RECOGNITION* (PUBLICITY, AWARDS, BANQUETS, ETC.)	COLUMN 8 EXPENDITURES FOR TRAVEL & PER DIEM*		
2007-2008	2007-2008	2007-2008	2008-2009	2007-2008	2007-2008	2007-2008	2007-2008	2007-2008	2007-2008
11	*	1,750	Y	161	262	269	1,216		
11	*	1,750	Y	161	262	296	231		
20	18	3,750	Y	373	3,055	1,065	636		
10	10	3,750	Y	12,915	2,309	2,553	4,025		

* - Round off Expenditures to the nearest dollar

DIRECTIONS FOR COMPLETING EACH COLUMN ARE ENUMERATED ON PAGES 8 & 9

* The softball schedule is not finalized and the track schedule will be set in February



KHSAA TITLE IX RE-VISIT BENEFITS CHARTS – DIRECTIONS 2008-2009 SCHOOL YEAR

DIRECTIONS FOR COMPLETING EACH COLUMN ON FORMS T-71 & T-72

COLUMN 1

On Summary Chart 1 and Summary Chart 2 (Forms T-71 and T-72), record the 2007-2008 Number of Regular Season Contests held during the 2007-2008 school year in the sub-column headed 2007-2008. For the sub-column headed 2008-2009, record the number of Regular Season Contests scheduled for each team.

COLUMN 2

For Girls' Basketball and Boys' Basketball included on Benefits – Summary Chart 1 (Form T-71), record the Number of varsity "Prime Date" Contests held in 2007-2008 in the sub-column headed 2007-2008. "Prime Date" Contests are defined as home games played on Friday evenings, Saturday and Sunday. For the sub-column headed 2008-2009, record the Number of "Prime Date" home contests scheduled for Girls' Varsity Basketball and the number scheduled for Boys' Varsity Basketball.

COLUMN 3

For Girls' Basketball and for every team listed below Girls' Basketball on Benefits – Summary Chart 1 and Summary Chart 2 (Forms T-71 and T-72), record the amount of money expended for coaches' salaries (to include extended employment) for the 2007-2008 school year.

COLUMN 4

For Girls' Basketball and for every team listed below Girls' Basketball on the Benefits – Summary Chart 1 and Summary Chart 2 (Forms T-71 and T-72), record a "yes" or a "no" to the question: Is this Coach Employed full-time on-campus during the 2008-2009 school year?

COLUMN 5

For Girls' Basketball and for every team listed below Girls' Basketball on the Benefits - Summary Chart 1 and Summary Chart 2 (Forms T-71 and T-72), record the amount of money expended for Equipment and Supplies during the 2007-2008 school year.



**KHSAA TITLE IX RE-VISIT
BENEFITS CHARTS – DIRECTIONS
2008-2009 SCHOOL YEAR**

DIRECTIONS FOR COMPLETING EACH COLUMN ON FORMS T-71 & T-72

COLUMN 6

For Girls' Basketball and for every team listed below Girls' Basketball on the Benefits – Summary Chart 1 and Summary Chart 2 (Forms T-71 and T-72), write in the amount of money expended during the 2007-2008 school year for Annual Dues and Fees. This sum would include for example: money spent for membership dues to professional coaches' associations, camps, entry fees to participate in various athletic contests, seminar and workshop attendance expenses, athletic apparel supplied, etc. Do not include membership dues for the KHSAA, officiating fees, assignment fees, security costs, etc.

COLUMN 7

For Girls' Basketball and for every team listed below Girls' Basketball on the Benefits - Summary Chart 1 and Summary Chart 2 (Forms T-71 and T-72), write in the amount of money expended for Awards during the 2007-2008 school year. Note that this column includes also money spent on publicity, promotions and banquets.

COLUMN 8

For Girls' Basketball and for every team listed below Girls' Basketball on the Benefits - Summary Chart 1 and Summary Chart 2 (Forms T-71 and T-72), write in the amount of money expended for travel during the 2007-2008 school year. This sum would include transportation charges absorbed by the board of education, district offices or booster groups. Also include meals or snacks provided by organized groups.

NOTE:

Financial support (which, in addition to funds, would include the financial value of equipment, trips, meals, supplies, awards, etc.) from Booster Clubs MUST be included in expenditure totals.



**KHSAA TITLE IX RE-VISIT
BENEFITS – PUBLICITY
2008-2009 SCHOOL YEAR**

KHSAA
Form T73
Rev. 08/08

School: Crittenden County

SUPPORT GROUPS

DIRECTIONS – Please respond to the following questions or statements regarding your cheerleading squad(s) and other support groups. Add pages if more space is needed to answer any of the questions/statements. Please type or write legibly in ink.

1. How many cheerleading squad(s) will your school have for the 2008-2009 school year? 6
2. What is (are) the name(s) of each squad? For example, the following are typical names: generals, or black and gold, or boys' varsity and girls' varsity, or varsity and junior varsity. Rocket Varsity Cheerleaders
3. Describe, in detail, the selection process for each named squad. We have a week tryout period in the spring. The individuals that meet the tryout criteria make the cheerleading squad.
4. How is each cheerleading squad assigned to home and away athletic contests? Include football as well as boys' and girls' basketball (and any other sport) at the varsity and junior varsity levels. Include any rotation plans or alternating game assignments that your squads follow. We have one squad. They cheer all football games and cheer an equal number of boys' and girls' basketball games.
5. Name any squad(s) that takes part in competitive cheerleading events. We will not compete this year.
6. Do you have any other school support groups such as pep band, dance teams or mascots that perform at athletic contests (Y/N)? If yes, name them and describe how they are assigned. Yes, the Marching band performs at all home football games and then the pep band (same group of students) performs at an equal number of home varsity boys/girls basketball games.

**KHSAA TITLE IX RE-VISIT
CORRECTIVE ACTION – SUMMARY CHART
2008-2009 SCHOOL YEAR**



School: Crittenden County

SCHOOL YEAR	COLUMN 1 ITEMS FOR CORRECTION IDENTIFIED BY THE SCHOOL ON ANNUAL APRIL 15 TH ANNUAL REPORT	COLUMN 2 STEPS TAKEN TO IMPLEMENT IDENTIFIED CORRECTIVE ACTION	COLUMN 3 DATE CORRECTIVE ACTION WAS COMPLETED
2002-2003	Add lights to the soccer field	Research the proposal of adding lights to the soccer field	2004
2003-2004	Add lights to the soccer field	The local board of education approved and accepted a bid for lights to be added to the soccer field. We are currently awaiting approval from the Department of Facilities to continue. Proposed date for completion, June 2004	2004

Principal's Signature *[Signature]*

DIRECTIONS FOR COMPLETING EACH COLUMN ARE ENUMERATED ON PAGE 14



**KHSAA TITLE IX RE-VISIT
CORRECTIVE ACTION – SUMMARY CHART
2008-2009 SCHOOL YEAR**

KHSAA
Form T74
Rev. 08/08

School : Crittenden County

SCHOOL YEAR	COLUMN 1 ITEMS FOR CORRECTION IDENTIFIED BY THE SCHOOL ON ANNUAL APRIL 15 TH ANNUAL REPORT	COLUMN 2 STEPS TAKEN TO IMPLEMENT IDENTIFIED CORRECTIVE ACTION	COLUMN 3 DATE CORRECTIVE ACTION WAS COMPLETED
2004-2005	Add lights to the soccer field	The local board of education researched adding lights to the soccer field. They approved and accepted a bid to add lights. The land was purchased and approval was given by the Department of Facilities to install lights on the soccer field.	2004
2005-2006	<ol style="list-style-type: none"> 1. Improve the weight room 2. Improve the softball field 	<ol style="list-style-type: none"> 1. Add lighter weights and pin-loaded weight machines 2. Add bleachers, press box, and safety covering for the fencing (Baseball and softball fields are located at the city – county park, financial resources are being researched by Mr. Belt, superintendent of Crittenden County Schools.) 	<ol style="list-style-type: none"> 1. Lighter weights and pin-loaded machines were added to the weight room in the fall of 2006 2. A plastic covering for the fence and a concrete pad was put under the bleachers in 2006

Principal's Signature *[Signature]*

DIRECTIONS FOR COMPLETING EACH COLUMN ARE ENUMERATED ON PAGE 14



**KHSAA TITLE IX RE-VISIT
CORRECTIVE ACTION – SUMMARY CHART
2008-2009 SCHOOL YEAR**

KHSAA
Form T74
Rev. 08/08

School : Crittenden County

SCHOOL YEAR	COLUMN 1 ITEMS FOR CORRECTION IDENTIFIED BY THE SCHOOL ON ANNUAL APRIL 15 TH ANNUAL REPORT	COLUMN 2 STEPS TAKEN TO IMPLEMENT IDENTIFIED CORRECTIVE ACTION	COLUMN 3 DATE CORRECTIVE ACTION WAS COMPLETED
2006-2007	Softball field improvement continued	Mr. Belt, superintendent of Crittenden County Schools has researched the financial resources for the softball field improvements. Legally the school system cannot use school funds on property that we do not own.	The project is on going. The Parks Board is researching grants that can be used for additional improvements.
2007-2008	Softball field improvement continued	The Crittenden County School system and the Parks Board are working together to improve the softball field.	The project is on going

Principal's Signature *[Signature]*

DIRECTIONS FOR COMPLETING EACH COLUMN ON FORM T-74

If you do not have adequate space for any of the cells in the Corrective Action Summary Chart (Form T-74), then please include additional pages.

COLUMN 1

For the 2002-2003 school year, write in the Items for correction identified by school personnel. This information can be copied from the first column, entitled "Item for Correction Improvement," on Form T-60, Title IX Corrective Action Plan, in your 2002-2003 Self Study.

For the remaining five school years, 2003-2004, 2004-2005, 2005-2006, 2006-2007, and 2007-2008, repeat the process using the information from the appropriate Annual Report.

COLUMN 2

For the 2002-2003 school year, write in the Steps Taken to Implement Corrective Action. This information can be copied from the second column, entitled "Suggested Change" on Form T-60, Title IX Corrective Action Plan, incorporated in your 2002-2003 Self Study.

For the remaining five school years, 2003-2004, 2004-2005, 2005-2006, 2006-2007 and 2007-2008, repeat the process using the information from the appropriate Annual Report.

COLUMN 3

For the 2002-2003 school year, write in the date that the steps taken to implement the corrective action were completed. In other words, fill-in the actual month and year that the identified action developed to address the need for correction was finished. Use Form T-60, Title IX Corrective Action Plan in the Self Study and Annual Reports to identify the correct date. If a particular step has not been finished, write in the expected date of completion.

For the remaining school years, 2003-2004, 2004-2005, 2005-2006, 2006-2007 and 2007-2008, repeat the process using the information from the appropriate Annual Report.